

WIDEX UNIQUE™ POWER-BTE WITH SOUND CLASS TECHNOLOGY

4 PERFORMANCE LEVELS 440/330/220/110



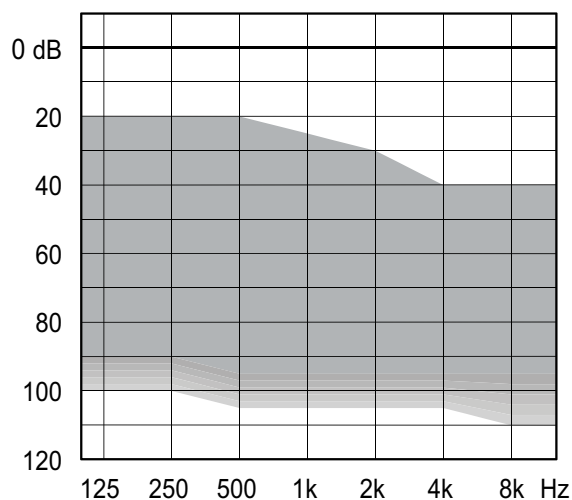
The WIDEX UNIQUE POWER-BTE is based upon the new WIDEX U-Platform with Sound Class Technology for automated classification of sound environments and optimal sound processing determined by the sound classes.

Wireless connectivity via our WidexLink technology, and compatible with the DEX assistive listening devices.

Volume control, program button and telecoil are standard. Uses a size 13 battery.

Minimal to severe-to-profound hearing losses.

SUGGESTED FITTING RANGE



STANDARD TECHNOLOGY

- U Platform with Sound Class Technology
- WidexLink wireless connectivity
- InterEar functionality
- Multiple earware options
- Power Saver III technology: Low current consumption

KEY FEATURES	440	330	220	110
Performance	xxxxx	xxxx	xxx	xx
Processing channels	15	10	6	4

CONNECTIVITY AND WIRELESS COMPATIBILITY

App for iPhone, Android and new functionality	x Via COM- DEX	x Via COM- DEX	x Via COM- DEX	x Via COM- DEX
WidexLink compatible	x	x	x	x
DEX assistive listening devices (using WidexLink)	CALL-DEX, UNI-DEX, COM-DEX, TV-DEX, RC-DEX, FM+ DEX, PHONE-DEX			

UNIQUE FEATURES

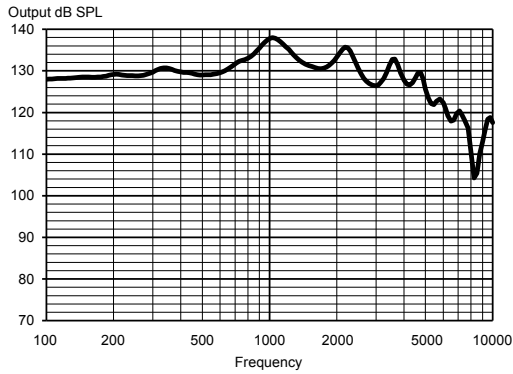
FEATURES	440	330	220	110
U platform	•	•	•	•
High-frequency boost	•			
Preference control	U	U	U	U
Wind noise attenuation	U			
Focus Mode	•	•	•	•
Digital Pinna	•	•		
Soft-level noise reduction	•	•	•	•
TruSound Softener	•	•	•	
Speech Enhancer RT	U/IE	U		
Noise Reduction	•	•	•	•
Sound Class Technology	9 (IE)	5 (IE)	3	1
HD Locator	15	10	6	Broadband
Programs	5	4	3	3
Processing and fine tuning channels	15	10	6	4
ZEN	IE	IE	IE	•
Audibility Extender	U	U	U	U
Variable Speed Compression	U/IE	U/IE	U/IE	U

Protection Class IP58

U-FP

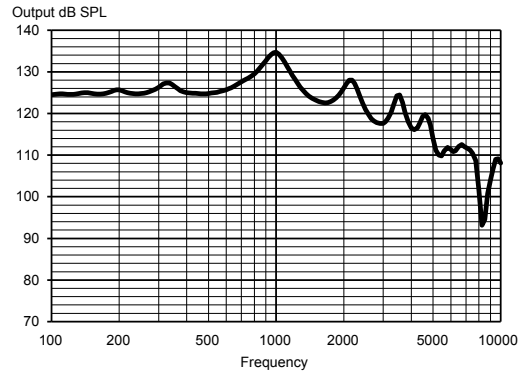
MAXIMUM OUTPUT - EAR SIMULATOR

IEC 60118-0



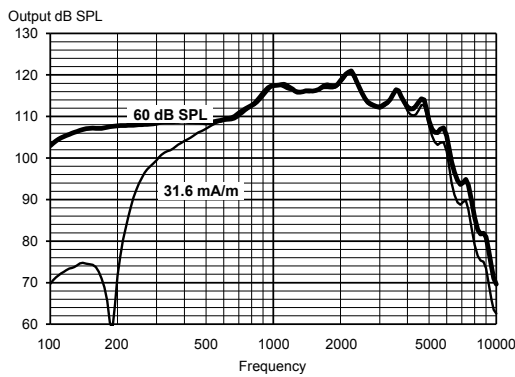
MAXIMUM OUTPUT - 2CC COUPLER

IEC 60118-7 / ANSI S3.22-2009



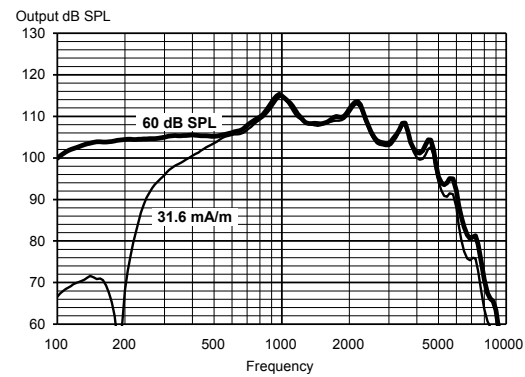
OUTPUT - EAR SIMULATOR

IEC 60118-0



OUTPUT - 2CC COUPLER

IEC 60118-7 / ANSI S3.22-2009



Technical data Typical data obtained through standard pure tone measurements. Hearing aid set to Compass Reference Test Gain, unless stated otherwise. Measured using a normal hook and standard BTE coupler. For further information, please contact Widex via Widex.com.

		IEC 60118-0	IEC 60118-7 / ANSI S3.22-2009
OSPL90	1600 Hz	131 dB SPL	123 dB SPL
	Peak	138 dB SPL	135 dB SPL
	Average	133 dB SPL	126 dB SPL
Acoustic output (Input 60 dB SPL)	1600 Hz	116 dB SPL	109 dB SPL
	Peak	121 dB SPL	115 dB SPL
	Average	115 dB SPL	110 dB SPL
Full-on gain (Input 50 dB SPL, Compass Full-on gain)	1600 Hz	67 dB	59 dB
	Peak	77 dB	75 dB
	Average	72 dB	63 dB
Telecoil output (Input 31.6 mA/m)	1600 Hz	117 dB SPL	109 dB SPL
	Peak	121 dB SPL	115 dB SPL
	Average	114 dB SPL	110 dB SPL
Frequency range		100 Hz - 6250 Hz	100 Hz - 6100 Hz
Harmonic distortion	500 Hz	<2%	<2%
	800 Hz	<2%	<2%
	1600 Hz	<2%	<2%
Equivalent input noise		20 dB SPL	21 dB SPL
Battery drain (stand by)		0.95 mA	0.95 mA
Battery drain		1.03 mA	0.97 mA
Battery life / hours (Type 13 Zn-Air, 270 mAh)		260 (>220)	280 (>230)
Mobile phone immunity		IRIL: -15/22/-17 dB SPL	U-rating: M4* / T4*

* Low Band