

WIDEX UNIQUE™ RIC WITH M-RECEIVER

4 PERFORMANCE LEVELS

440/330/220/110

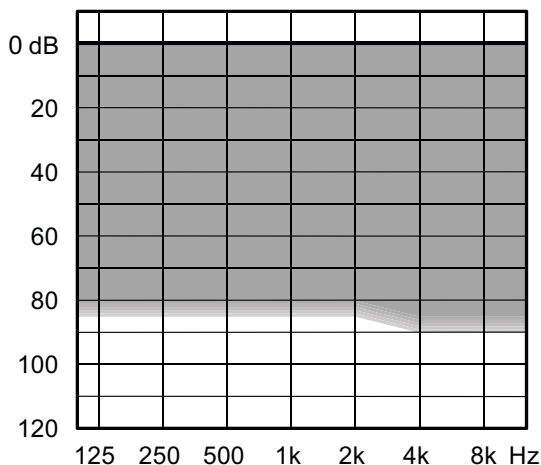


The WIDEX UNIQUE RIC is based upon the new WIDEX U-Platform with Sound Class Technology for automated classification of sound environments and optimal sound processing determined by the sound classes. Wireless connectivity via our WidexLink technology, and compatible with the DEX assistive listening devices.

Uses a size 312 battery.

Minimal to severe hearing losses.

SUGGESTED FITTING RANGE



STANDARD TECHNOLOGY

- U Platform with Sound Class Technology
- WidexLink- wireless connectivity
- InterEar functionality
- Multiple earware options
- Power Saver III technology: Low current consumption

KEY FEATURES	440	330	220	110
Performance	xxxxx	xxxx	xxx	xx
Processing channels	15	10	6	4

CONNECTIVITY AND WIRELESS COMPATIBILITY

	x Via COM-DEX	x Via COM-DEX	x Via COM-DEX	x Via COM-DEX
App for iPhone, Android and new functionality	x	x	x	x
WidexLink compatible	x	x	x	x
DEX assistive listening devices (using WidexLink)	CALL-DEX, UNI-DEX, COM-DEX, TV-DEX, RC-DEX, FM+ DEX, PHONE-DEX			

UNIQUE FEATURES

FEATURES	440	330	220	110
U platform	•	•	•	•
High-frequency boost	•			
Preference control	U	U	U	U
Wind noise attenuation	U			
Microphone Mode	•	•		
Digital Pinna	•	•		
Soft-level noise reduction	•	•	•	•
TruSound Softener	•	•	•	
Speech Enhancer RT	U/IE	U		
Noise Reduction	•	•	•	•
Sound Class Technology	9 (IE)	5 (IE)	3	1
HD Locator	15	10	6	Broadband
Programs	5	4	3	3
Processing and fine tuning channels	15	10	6	4
ZEN	IE	IE	IE	•
Audibility Extender	U	U	U	U
Variable Speed Compression	U	U	U	U

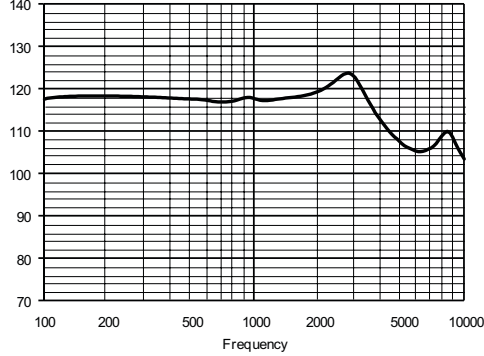
Protection Class IP58

U-FS M

MAXIMUM OUTPUT - EAR SIMULATOR

IEC 60118-0

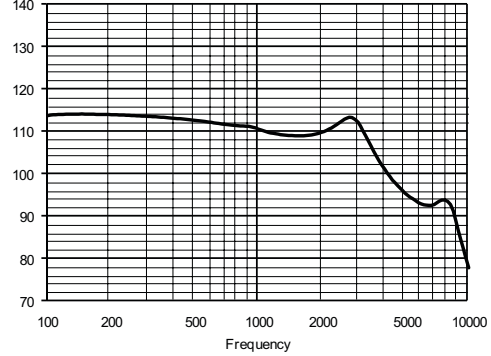
Output dB SPL



MAXIMUM OUTPUT - 2CC COUPLER

IEC 60118-7 / ANSI S3.22-2009

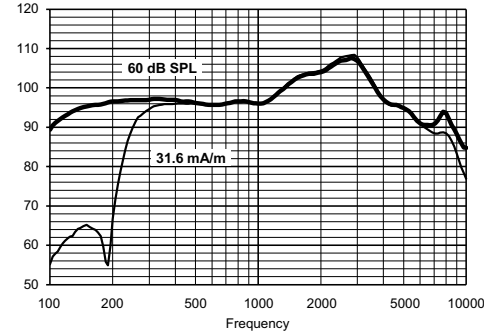
Output dB SPL



OUTPUT - EAR SIMULATOR

IEC 60118-0

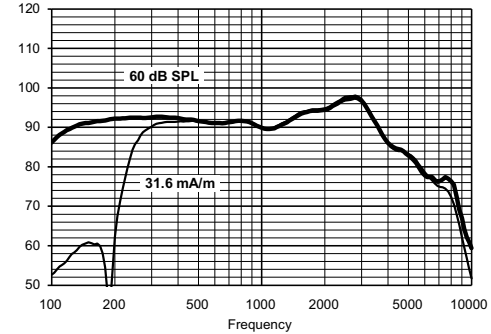
Output dB SPL



OUTPUT - 2CC COUPLER

IEC 60118-7 / ANSI S3.22-2009

Output dB SPL



Technical data Typical data obtained through standard pure tone measurements. Hearing aid set to Compass Reference Test Gain, unless stated otherwise. Measured using a standard ITE coupler without wax guard. For further information, please contact Widex via Widex.com.

		IEC 60118-0	IEC 60118-7 / ANSI S3.22-2009
OSPL90	1600 Hz	118 dB SPL	109 dB SPL
	Peak	124 dB SPL	114 dB SPL
	Average	118 dB SPL	111 dB SPL
Acoustic output (Input 60 dB SPL)	1600 Hz	103 dB SPL	94 dB SPL
	Peak	108 dB SPL	98 dB SPL
	Average	99 dB SPL	94 dB SPL
Full-on gain (Input 50 dB SPL, Compass Full-on gain)	1600 Hz	62 dB	52 dB
	Peak	68 dB	58 dB
	Average	62 dB	55 dB
Telecoil output (Input 31.6 mA/m)	1600 Hz	103 dB SPL	94 dB SPL
	Peak	108 dB SPL	98 dB SPL
	Average	99 dB SPL	94 dB SPL
Frequency range		100 Hz - 9200 Hz	100 Hz - 8400 Hz
Harmonic distortion	500 Hz	<2%	<2%
	800 Hz	<2%	<2%
	1600 Hz	<2%	<2%
Equivalent input noise		21 dB SPL	21 dB SPL
Battery drain (stand by)		0.96 mA	0.96 mA
Battery drain		0.98 mA	1.00 mA
Battery life / hours (Type 312 Zn-Air, 145 mAh)		150 (>125)	145 (>120)
Mobile phone immunity		IRIL: -36/-33/-32 dB SPL	U-rating: M4/T4

