

# ReSound LiNX 3D™



LTiIC

## Product Description

Invisible-in-the-Canal (IIC) hearing aids are available in 1 power level: Low (LP)

The ReSound Smart Range C platform enables Surround Sound by ReSound.

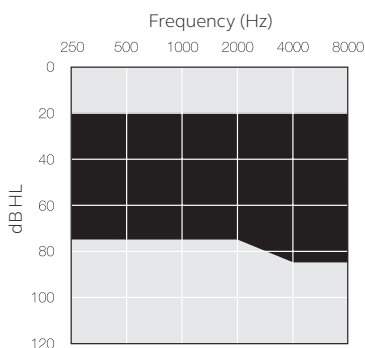
IIC models are the ultimate cosmetic custom hearing aid offering the most invisible solution in the ear.

The ReSound LiNX 3D IIC hearing aid components and face-plates are iSolate™ nanotech coated for optimum durability.

Model	LT9-IIC*	LT7-IIC**	LT5-IIC***
<b>Device Configurations</b>			
Battery size	10A		
Power levels	LP		
<b>Audiological Features</b>			
WARP compression (WDRC) - number of channels	17	14	12
Environmental Optimizer II	●	-	-
Environmental Optimizer	-	●	-
Noise Tracker II	●	⊙	○
Expansion	●	⊙	○
Sound Shaper	●	●	●
DFS Ultra II	●	●	●
- Music Mode	●	●	●
Acceptance Manager	●	●	●
Tinnitus Sound Generator	●	●	●
<b>Functional Features</b>			
Smart Start	●	●	●
<b>Fitting Features</b>			
ReSound Smart Fit™ 1.0 or higher	●	●	●
Fully Flexible Program	1	1	1
Auto DFS	●	●	●
Datalogging (Onboard Analyzer II)	●	●	●
*LT9IIC-LP **LT7IIC-LP ***LT5IIC-LP			

○ Basic  
⊙ Advanced  
● Ultimate

Fitting Range



# Technical Specifications

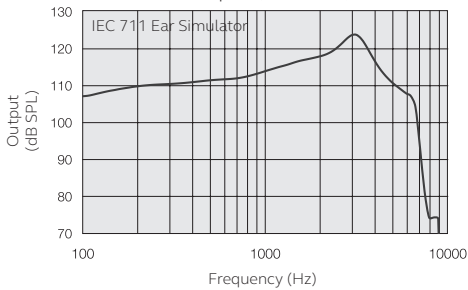
## LTIIC

		LTIIC		
		IEC 60118-0 2nd IEC 711 Ear simulator	IEC 60118-0 3rd IEC 60118-7 ANSI S3.22 2cc coupler	
Reference test gain (60 dB SPL input)	1600 Hz/HFA	33	33	dB
Full-on gain (50 dB SPL input)	Max.	49	40	dB
	1600 Hz/HFA	43	38	
Maximum output (90 dB SPL input)	Max.	124	115	dB SPL
	1600 Hz/HFA	117	110	
Total harmonic distortion	500 Hz	0.4	0.6	%
	800 Hz	0.7	0.6	
	1600 Hz	0.8	1.0	
Telecoil sensitivity (1 mA/m input)	Max.	N/A		dB SPL
HFA - SPLIV @ 31.6 mA/m (ANSI)	HFA		N/A	
Full-on telecoil sensitivity @ 1mA/m	1600 Hz/HFA	N/A	N/A	
Equivalent input noise		22	21	dB SPL
Frequency range (DIN 45605/ANSI)		100-7120	100-6960	Hz
Current drain		1.1	1.2	mA

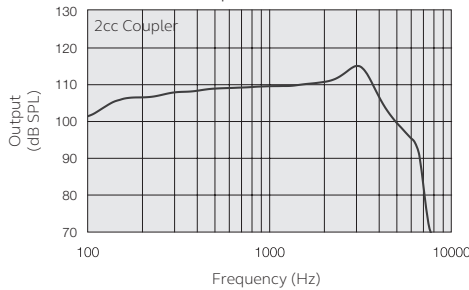
Data in accordance with IEC60118-0 Edition3.0 2015-06, IEC60118-7 and ANSI S3.22-2009, supply Voltage 1.3V

Patents pending

Maximum Output (OSPL 90)



Maximum Output (OSPL 90)

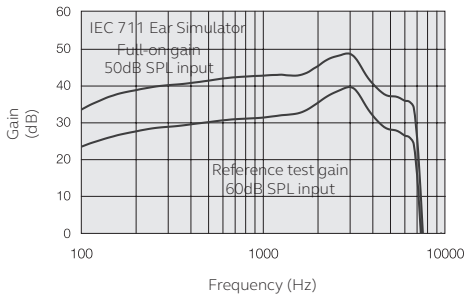


Notes:  
O.E.S. = Occluded Ear Simulator  
2cc = 2 cm<sup>3</sup> coupler  
Pi = Acoustic input signal

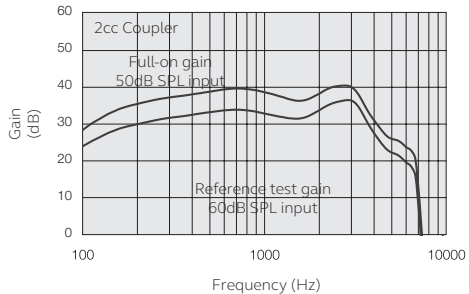
Basic settings:  
Full-on Gain, Reference Test Gain  
MPO = Maximum Power Output  
Maximum Band Width

All specifications are subject to change without notice

Full-On and Reference Test Gain

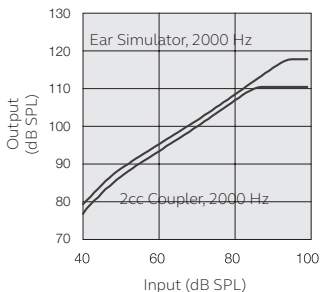


Full-On and Reference Test Gain



Measured according to IEC60118-0 Edition3.0 2015-06 at 1.3 V, impedance 6.2 ohms and 23°C on 2cc coupler. Resp. on 2cc according to IEC60118-7 Second edition 2005-10 and ANSI/ASA S3.22-2009 (HFA average calculated at 1000 Hz, 1600 Hz and 2500 Hz; 0 dB SPL sound pressure equals 20µPa). All measurements without DSP features activated unless indicated otherwise  
Measurement on O.E.S according to IEC711 1981 According to IEC60118-0 Edition 2 1983 and amendment 1 1994

Input/Output Response



Manufacturer according to FDA:

**ReSound North America**  
8001 Bloomington Freeway  
Bloomington, MN 55420  
1-888-735-4327  
resound.com

**ReSound Government Services**  
8001 Bloomington Freeway  
Bloomington, MN 55420  
1-800-392-9932  
resound.com/veterans

Manufacturer according to Health Canada:

**ReSound Canada**  
303 Supertest Road  
Toronto, Ontario M3J 2M4  
1-888-737-6863  
resound.com

400633011US-17.02-Rev.B

