

# ReSound LiNX Quattro™



## Product Description

Based on a new platform, ReSound LiNX Quattro hearing aids feature an extended bandwidth of up to 9.5 KHz and a higher input dynamic range of up to 116 dB SPL. ReSound LiNX Quattro provides more of the finer sound details for a clearer, fuller and richer sound experience.

ReSound LiNX Quattro is a 6th generation, 2.4 GHz wireless hearing aid. Direct audio streaming from iOS and Android™\* devices is available for ReSound LiNX Quattro hearing aids. With ReSound Assist and the ReSound Smart 3D™ app, hearing care professionals can provide remote fine-tuning services for their clients.

Microphone-In-Helix (MIH) hearing aids are available with 3 selectable receiver power levels: Medium (MP), High (HP) and Ultra (UP).

ReSound LiNX Quattro also supports the full line of ReSound wireless accessories, which also utilizes the extended bandwidth. Telecoil is optional for the MIH-WT-models.

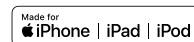
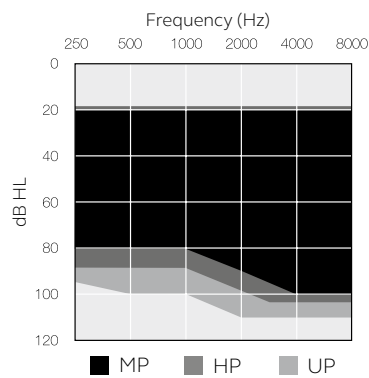
The ReSound LiNX Quattro MIH hearing aid components and faceplates are iSolate™ nanotech coated for optimum durability.

\*Compatible from Android version 10 and Bluetooth® 5.0 with the Android streaming to hearing aids feature.

Model	RE9MIH-W RE9MIH-WT	RE7MIH-W RE7MIH-WT	RE5MIH-W RE5MIH-WT
<b>Device Configurations</b>			
Battery	312/13		
Power levels	MP, HP & UP		
<b>Audiological Features</b>			
WARP compression (WDRC) - number of channels	17	14	12
Binaural Environmental Optimiser II	●	-	-
Environmental Optimiser	-	●	-
Noise Tracker II	●	○	○
Expansion	●	○	○
Impulse Noise Reduction	●	●	-
Sound Shaper	●	●	●
DFS Ultra II	●	●	●
Music Mode	●	●	●
Synchronised Acceptance Manager	●	●	●
Low Frequency Boost (Only UP)	●	●	○
Amplification Strategy (WDRC/Semi-Linear/Linear - Only UP)	●	●	○
Tinnitus Sound Generator	●	●	●
<b>Functional Features</b>			
Synchronized Push Button *	●	●	●
Synchronized Volume Control	●	●	●
Smart Start	●	●	●
Phone Now	●	●	●
Comfort Phone	●	●	●
Ear to Ear Communication	●	●	●
Direct audio streaming	●	●	●
ReSound TV Streamer 2, Remote Control, Remote Control 2, Phone Clip+, Micro Mic and Multi Mic	●	●	●
ReSound Smart 3D™ app	●	●	●
<b>ReSound Assist</b>			
Remote Fine Tuning	●	●	●
Remote Firmware Updates	●	●	●
<b>Fitting Features</b>			
ReSound Smart Fit™ 1.6 or higher	●	●	●
Fully Flexible Programs	4	4	4
Auto DFS	●	●	●
Onboard Analyser II	●	●	●
Noahlink Wireless	●	●	●
* Also including functionality for synchronized Push Button Volume Control			

○ Basic  
● Advanced  
● Ultimate

Fitting Range

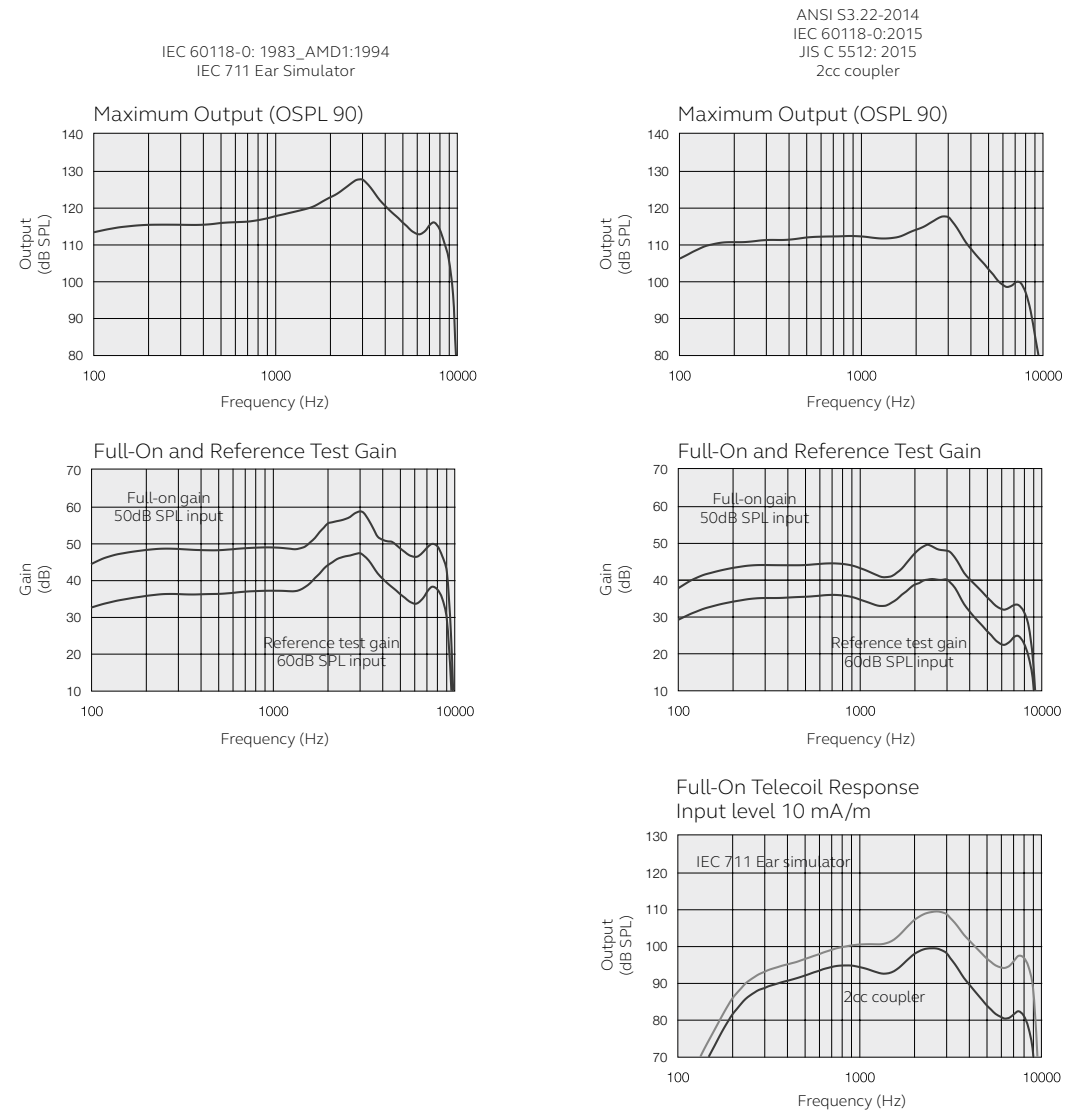


© 2019 GN Hearing A/S. All rights reserved. ReSound is a trademark of GN Hearing A/S. Apple, the Apple logo, iPhone, iPad and iPod touch are trademarks of Apple Inc., registered in the U.S. and other countries. Android is a trademark of Google LLC. The Bluetooth word mark and logos are registered trademarks owned by Bluetooth SIG, Inc.

## Technical Specifications

		MP		
		IEC 60118-0: 1983_AMD1:1994 IEC 60118-0:2015 IEC 711 Ear simulator	ANSI S3.22-2014 IEC 60118-0:2015 JIS C 5512: 2015 2cc coupler	
Reference test gain (60 dB SPL input)	1600 Hz/HFA	39	37	dB
Full-on gain (50 dB SPL input)	Max. 1600 Hz/HFA	59	50	dB
Maximum output (90 dB SPL input)	Max. 1600 Hz/HFA	128	118	dB SPL
Total harmonic distortion	500 Hz	0.4	0.3	%
	800 Hz	0.7	0.4	
	1600 Hz	0.6	0.5	
	3200 Hz	-	0.3	
Telecoil sensitivity (1 mA/m input) *	Max.	90	79	dB SPL
HFA - SPLIV @ 31.6 mA/m (ANSI)	HFA	103	98	
Full-on telecoil sensitivity @ 1mA/m	1600 Hz/HFA	82	76	
Equivalent input noise, w/o Noise reduction		25	23	dB SPL
1/3 Octave Equivalent input noise, w/o Noise reduction	1600 Hz	10	10	dB SPL
Frequency range IEC 60118-0: 2015		100-9510 **	100-8770	Hz
Current Drain (Quiescent / Operating)		1.17/1.19	1.17/1.31	mA

\* Telecoil is only optional for the RE9MIH-WT-MP, RE7MIH-WT-MP, RE5MIH-WT-MP.  
\*\* Measured according to IEC60118-0:2015, with 711-Ear simulator coupler.



Patents pending

All specifications are subject to change without notice

401165000GB-19.09-Rev.C

**Worldwide Headquarters**  
GN ReSound A/S  
Lautrupbjerg 7  
DK-2750 Ballerup  
Denmark  
Tel.: +45 4575 1111  
resound.com

**United Kingdom**  
GN Hearing UK Ltd.  
Kirtlington Business Centre  
Portway, Kirtlington  
Oxon OX5 3JA  
Tel.: +44 1869 352 800  
resound.com

**Australia**  
GN Hearing Australia Pty Ltd  
Gate C, 19-25 Khartoum Road  
Macquarie Technology Park  
Macquarie Park NSW 2113  
Tel.: (free) 1800 658 955  
resound.com

**New Zealand**  
GN Hearing New Zealand Limited  
Ground Floor, North Entrance  
4 Fred Thomas Drive  
Takapuna, Auckland, 0622  
Tel.: (free) 0800 900 126  
resound.com

**Singapore**  
GN Hearing Pte. Ltd.  
2 Kallang Avenue  
#07-19 CT HUB  
Singapore - 339407  
Tel.: +65 6320 9388  
resound.com

CVR no. 55082715

Data in accordance with IEC60118-0 Edition3.0 2015-06, IEC60118-7 and ANSI S3.22-2009, supply Voltage 1.3V

# Technical Specifications

		HP		
		IEC 60118-0: 1983_ AMD1:1994 IEC 60118-0:2015 IEC 711 Ear simulator	ANSI S3.22-2014 IEC 60118-0:2015 JIS C 5512: 2015 2cc coupler	
Reference test gain (60 dB SPL input)	1600 Hz/HFA	47	42	dB
Full-on gain (50 dB SPL input)	Max. 1600 Hz/HFA	69 58	60 53	dB
Maximum output (90 dB SPL input)	Max. 1600 Hz/HFA	130 126	120 119	dB SPL
Total harmonic distortion	500 Hz	0.8	0.5	%
	800 Hz	1.9	0.8	
	1600 Hz	0.8	0.6	
	3200 Hz	-	0.2	
Telecoil sensitivity (1 mA/m input) *	Max.	100	91	dB SPL
HFA - SPLIV @ 31.6 mA/m (ANSI)	HFA	111	103	
Full-on telecoil sensitivity @ 1mA/m	1600 Hz/HFA	90	84	
Equivalent input noise, w/o Noise reduction		26	24	dB SPL
1/3 Octave Equivalent input noise, w/o Noise reduction	1600 Hz	11	11	dB SPL
Frequency range IEC 60118-0: 2015		100-7390 **	100-6710	Hz
Current Drain (Quiescent / Operating)		1.15/1.18	1.15/1.25	mA

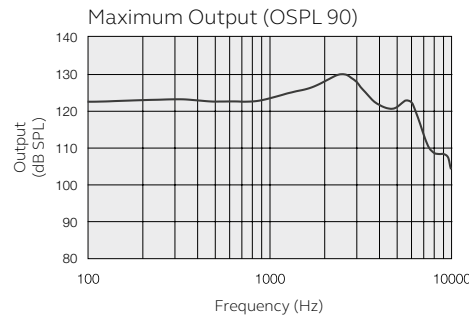
Data in accordance with IEC60118-0: Edition 3.0:2015-06, IEC60118-7 and ANSI S3.22-2009, supply Voltage 1.3V

\* Telecoil is only optional for the RE9MIH-WT-HP, RE7MIH-WT-HP, RE5MIH-WT-HP.  
\*\*Measured according to IEC60118-0:2015, with 711-Ear simulator coupler.

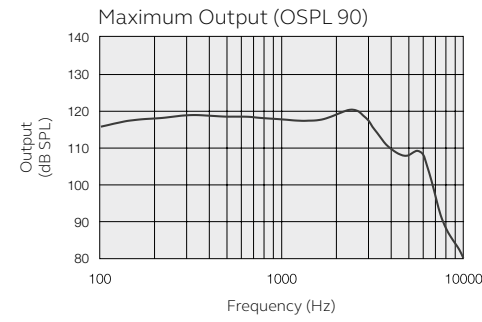
Patents pending

All specifications are subject to change without notice

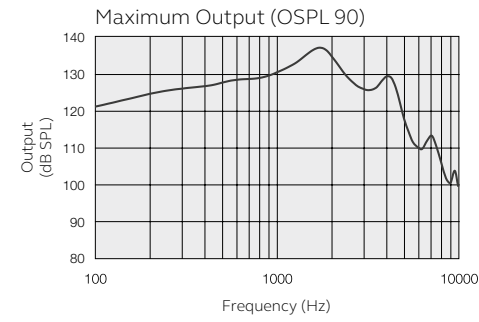
IEC 60118-0: 1983\_ AMD1:1994  
IEC 711 Ear Simulator



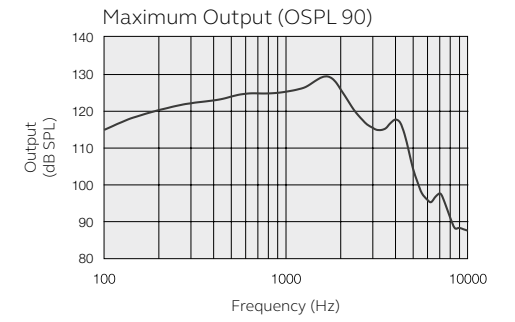
ANSI S3.22-2014  
IEC 60118-0:2015  
JIS C 5512: 2015  
2cc coupler



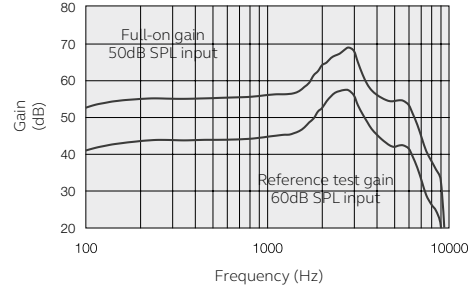
IEC 60118-0: 1983\_ AMD1:1994  
IEC 711 Ear Simulator



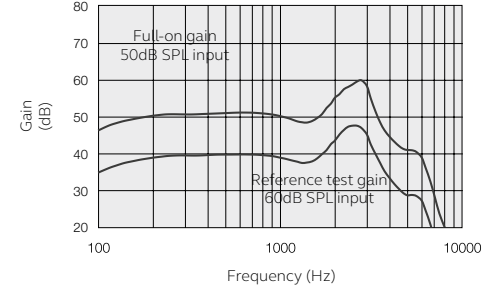
ANSI S3.22-2014  
IEC 60118-0:2015  
JIS C 5512: 2015  
2cc coupler



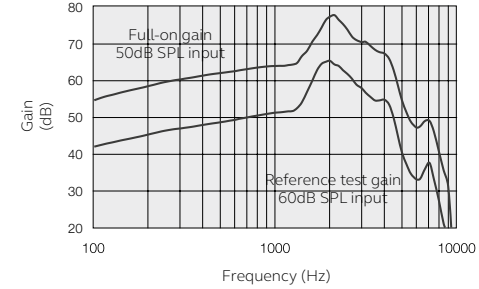
Full-On and Reference Test Gain



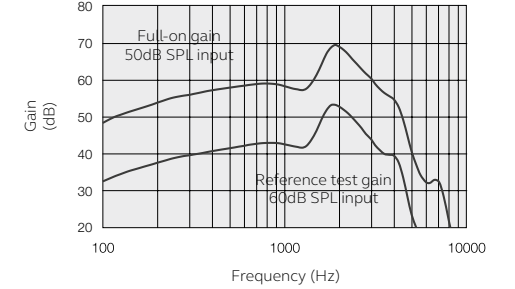
Full-On and Reference Test Gain



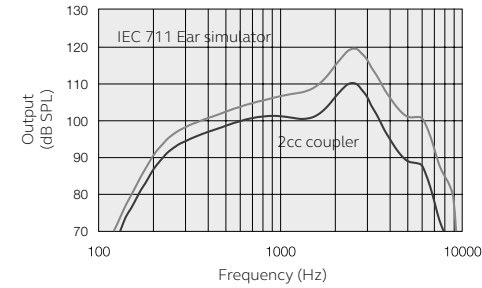
Full-On and Reference Test Gain



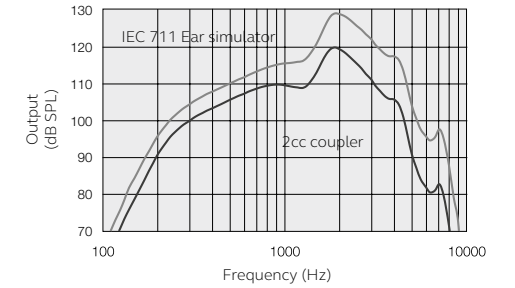
Full-On and Reference Test Gain



Full-On Telecoil Response  
Input level 10 mA/m



Full-On Telecoil Response  
Input level 10 mA/m



# Technical Specifications

		UP		
		IEC 60118-0: 1983_ AMD1:1994 IEC 60118-0:2015 IEC 711 Ear simulator	ANSI S3.22-2014 IEC 60118-0:2015 JIS C 5512: 2015 2cc coupler	
Reference test gain (60 dB SPL input)	1600 Hz/HFA	60	47	dB
Full-on gain (50 dB SPL input)	Max. 1600 Hz/HFA	78 70	70 62	dB
Maximum output (90 dB SPL input)	Max. 1600 Hz/HFA	137 137	129 124	dB SPL
Total harmonic distortion	500 Hz	0.4	0.4	%
	800 Hz	1.0	0.5	
	1600 Hz	0.2	0.1	
	3200 Hz	-	0.1	
Telecoil sensitivity (1 mA/m input) *	Max.	109	100	dB SPL
HFA - SPLIV @ 31.6 mA/m (ANSI)	HFA	119	109	
Full-on telecoil sensitivity @ 1mA/m	1600 Hz/HFA	103	93	
Equivalent input noise, w/o Noise reduction		20	23	dB SPL
1/3 Octave Equivalent input noise, w/o Noise reduction	1600 Hz	12	13	dB SPL
Frequency range IEC 60118-0: 2015		100-7390 **	100-4810	Hz
Current Drain (Quiescent / Operating)		1.17/1.24	1.17/1.21	mA

Data in accordance with IEC60118-0: Edition 3.0:2015-06, IEC60118-7 and ANSI S3.22-2009, supply Voltage 1.3V

\* Telecoil is only optional for the RE9MIH-WT-UP, RE7MIH-WT-UP, RE5MIH-WT-UP.  
\*\*Measured according to IEC60118-0:2015, with 711-Ear simulator coupler.

Patents pending

All specifications are subject to change without notice